extreme marquees .com.au

1300 850 832

© extreme marquees 2009

3M x 4.5M Folding Marquee

Please Note:
All artwork is printed in CMYK colourspace
Please Convert all PMS or RGB artwork to an equivalent CMYK breakup

Please be aware that slight colour variation may occur in the printing process from a monitor output.
Place artwork in the designated layer of this document

This template is designed at a 10% scale of the final product.
Rasterised artwork supplied at 300dpi to suit this template size is the minimum requirement for a high quality final print

Available Panel Colours

White:	C - 0,	M - 0,	Y - 0,	K - 0
Black:	C - 63,	M - 52,	Y - 51,	K - 100
Red:	C - 25,	M - 100,	Y - 78,	K - 6
Pink:	C - 10,	M - 90,	Y - 10,	K - 9
Green:	C - 74,	M - 35,	Y - 74,	K - 67
Dark Blue:	C - 90 ,	M - 80,	Y - 0,	K - 0
Light Blue:	C - 83,	M - 0,	Y - 12,	K - 23
Yellow:	C - 0,	M - 25,	Y - 100,	K - 0
Maroon:	C - 40,	M - 99,	Y - 89,	K - 60
Orange:	C - 0,	M - 64,	Y - 96,	K - 0

INSIDE HALF WALLS

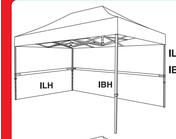

FRONT VIEW

ILH - Outside Left Half
IBH - Outside Back Half

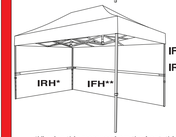

BACK VIEW

IFH - Outside Front Half
IRH - Outside Right Half

*Viewing this marquee from the front, this wall is on the right hand side
**Viewing this marquee from the front, this wall is at the front

LEFT HALF-WALL INSIDE PANEL

1150mm
3020mm
ILH - Inside Left Half

FRONT HALF-WALL INSIDE PANEL

1150mm
4500mm
IFH - Intside Front Half

RIGHT HALF-WALL INSIDE PANEL

1150mm
3020mm
IRH - Inside Right Half

BACK HALF-WALL INSIDE PANEL

1150mm
4500mm
IBH - Intside Back Half

Key
- Edge of panel
- Stitching line
- Top of the half wall

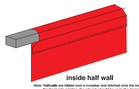

Inside half wall

Note: Halfwalls are folded over a crossbar and stitched onto the inside side. For front side printing, the artwork should be up to the designated 'top of the halfwall' line, inside wall artwork should finish at the stitching line

OUTSIDE HALF WALLS

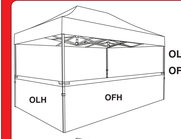

FRONT VIEW

OLH - Outside Left Half
OFH - Outside Back Half

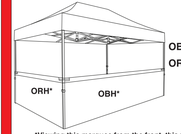

BACK VIEW

OBH - Outside Back Half
ORH - Outside Right Half

*Viewing this marquee from the front, this wall is on the right hand side

LEFT HALF-WALL OUTSIDE PANEL

1150mm
3020mm
OLH - Outside Left Half

FRONT HALF-WALL OUTSIDE PANEL

1150mm
4500mm
OFH - Outside Front Half

RIGHT HALF-WALL OUTSIDE PANEL

1150mm
3020mm
ORH - Outside Right Half

BACK HALF-WALL OUTSIDE PANEL

1150mm
4500mm
OBH - Outside Back Half

Key
- Edge of panel
- Stitching line
- Top of the half wall

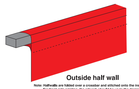

Outside half wall

Note: Halfwalls are folded over a crossbar and stitched onto the inside side. For front side printing, the artwork should be up to the designated 'top of the halfwall' line, inside wall artwork should finish at the stitching line