extreme MARQUEES .COM.AU

1300 850 832

© extreme marquees 2009

3M x 6M Folding Marquee

Please Note:
All artwork is printed in CMYK colourspace
Please Convert all PMS or RGB artwork to an equivalent CMYK breakup

Please be aware that slight colour variation may occur in the printing process from a monitor output. Place artwork in the designated layer of this document

This template is designed at a 10% scale of the final product. Rasterised artwork supplied at 300dpi to suit this template size is the minimum requirement for a high quality final print

Available Panel Colours

White:	C - 0,	M - 0,	Y - 0,	K - 0
Black:	C - 63,	M - 52,	Y - 51,	K - 100
Red:	C - 25,	M - 100,	Y - 78,	K - 6
Pink:	C - 10,	M - 90,	Y - 10,	K - 9
Green:	C - 74,	M - 35,	Y - 74,	K - 67
Dark Blue:	C - 90 ,	M - 80,	Y - 0,	K - 0
Light Blue:	C - 83,	M - 0,	Y - 12,	K - 23
Yellow:	C - 0,	M - 25,	Y - 100,	K - 0
Maroon:	C - 40,	M - 99,	Y - 89,	K - 60
Orange:	C - 0,	M - 64,	Y - 96,	K - 0

INSIDE HALF WALLS

FRONT VIEW

ILH - Outside Left Half
IBH - Outside Back Half

BACK VIEW

IFH - Outside Front Half
IRH - Outside Right Half

*Viewing this marquee from the front, this wall is on the right hand side
**Viewing this marquee from the front, this wall is at the front

LEFT HALF-WALL INSIDE PANEL



ILH - Inside Left Half

FRONT HALF-WALL INSIDE PANEL



IFH - Intside Front Half

RIGHT HALF-WALL INSIDE PANEL



IRH - Inside Right Half

BACK HALF-WALL INSIDE PANEL



IBH - Intside Back Half

Key
- Edge of panel
- Stitching line
- Top of the half wall

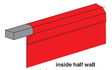

Inside half wall

Note: Half walls are folded over a crossbar and stitched onto the inside side. Top of the half wall is the stitching line. Bottom of the half wall is the bottom of the crossbar. The crossbar is not part of the half wall and is shown dotted in front of the half wall.

OUTSIDE HALF WALLS

FRONT VIEW

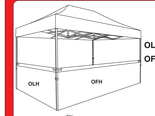

OLH - Outside Left Half
OFH - Outside Back Half

BACK VIEW

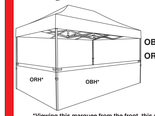

OBH - Outside Back Half
ORH - Outside Right Half

*Viewing this marquee from the front, this wall is on the right hand side

LEFT HALF-WALL OUTSIDE PANEL



OLH - Outside Left Half

FRONT HALF-WALL OUTSIDE PANEL



OFH - Outside Front Half

RIGHT HALF-WALL OUTSIDE PANEL



ORH - Outside Right Half

BACK HALF-WALL OUTSIDE PANEL



OBH - Outside Back Half

Key
- Edge of panel
- Stitching line
- Top of the half wall

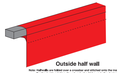

Outside half wall

Note: Half walls are folded over a crossbar and stitched onto the inside side. Top of the half wall is the stitching line. Bottom of the half wall is the bottom of the crossbar. The crossbar is not part of the half wall and is shown dotted in front of the half wall.